


Story Starters

*There are many ways
to begin writing a story.*

.....




*Why not try
a few of these?*



Story Starters: *speech*

“Lucy. How would like to see the other side of the world?” asked my father.




Beginning with a character speaking is a great way to jump right into the action of your story.

Start your own story with *speech*!

Story Starters:

facts

I met Lucy Wu in the Autumn of 2010, when she moved with her family from Shanghai to Birmingham.



Using names, times and dates helps bring a serious tone to your writing, which is helpful when describing an event.


Start your own story with facts!

Story Starters:

object

The plane ticket sat on my father's desk; its destination was a place I had never heard of.

Introducing an object can be a great way to highlight its importance in your story.




Start your own story with an object!

Story Starters: *character*

The new girl stood at the front of the classroom, nervously shuffling from side to side.


Introducing an important character can be an exciting way to grab your reader's attention.



Start your own story with a *character!*

Story Starters:

I am standing *present tense*
at the front of the
classroom, my heart
beating wildly.



*Writing in the present tense
helps your reader feel as if
they are experiencing your
story at this very moment.*

Start your own story with *present tense!*